



Anti-Bullying Week

10th - 14th November 2025

Odd Socks Day 

We'll be wearing our odd socks this Odd Socks Day, will you?

Monday 10th November 2025



Andy and the Odd Socks  ANTI-BULLYING ALLIANCE

#AntiBullyingWeek
#OddSocksDay

On the 10th November, we our launched anti-bullying week for the 2025-26 academic year.

The theme this year is **Power for Good**. This came about following a consultation with teachers and pupils led by the Anti-Bullying Alliance which coordinates Anti-Bullying Week every year in England, Wales and Northern Ireland. Teachers and children wanted a theme that empowered them to do something positive to counter the harm and hurt that bullying causes.


Throughout the course of the week in school, our children engaged in a range of activities designed not only to help them understand what bullying is and what bullying is not, but also to explore what we should do if we witness bullying, how to be proud of standing out and how to empower others to stand up to bullying.

The week began with **Odd Sock Day** where children and staff were invited to wear odd socks to school for the day. This was a symbol to celebrate our own unique differences! Many classes also accessed the BBC live lesson session and became anti-bullying ambassadors. They learnt about being an up-stander rather than a by-standing when witnessing bullying and who to speak to if they saw or heard anything that did not feel right online or in person.

As a **Values-based Education school**, we are proud of the ways that the children shared their understanding of how we should treat others. This theme week has been a powerful reminder of the strength that comes from standing up for what is right.

Anti bullying week
'Power of Good'

We wear odd socks
because we can make
Peepoo smile.




We worked together to come up with ideas to help a friend if they are being left out at break or lunchtime. We then acted out our ideas in small groups.



Parks Class (Year 1) explored why they wore odd socks during Anti-bullying Week. The children discussed how everyone is unique and why we should celebrate everyone's differences.

In class the children shared the story, 'The Squirrels Who Squabbled'. They used ideas from this story to write their own versions, based on the power for good and the concept of conflict resolution.

Year 1 made booklets about who their trusted adults are and the different ways they can communicate with them.





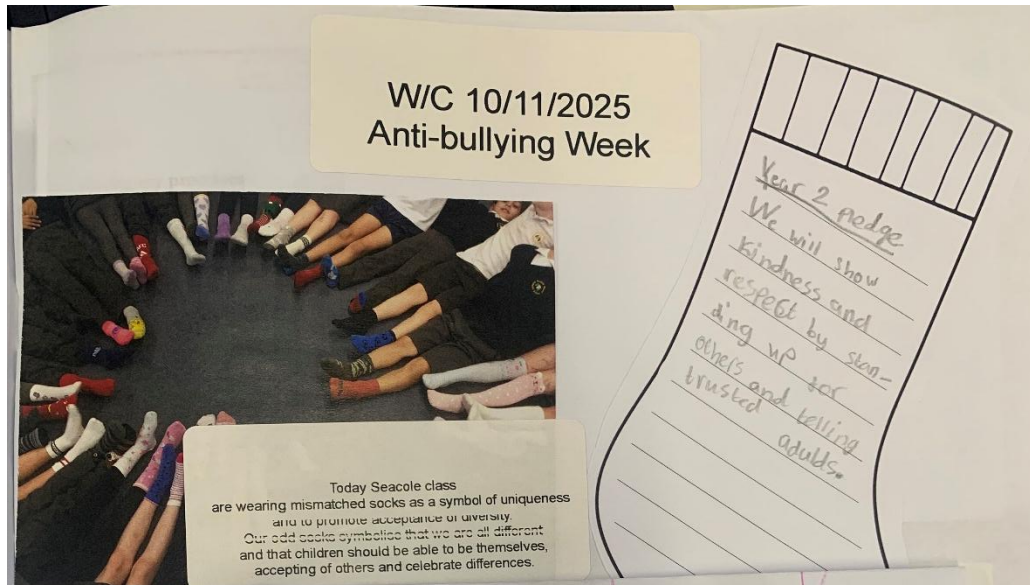
Seacole Class (Year 2) explored why they wore odd socks during Anti-bullying Week including accepting others and celebrating our differences.


They also made individual pledges including showing kindness to others and standing up to bullies by telling a trusted adult.

Every child made their own superhero to help them stand up to bullying. They thought about the skills that someone would need to be an upstander.

Tilly said, *"It is important to be kind and help others. If you see someone being unkind, then you need to tell an adult, who will help you."*

Theo said, *"At school we have lots of trusted adults who we can go to if we are worried. We also have a Trust Box, where we can write down our worries and an adult will help you."*






King Class (Year 3) explored the difference between bullying and falling out with friend through different scenarios.

The class made their own anti-bullying badges and posters to explain the importance of stopping bullying if they see it happening.

They also explored being an up-stander rather than a bystander and what this would look like in practice.



Autumn 2
Anti-Bullying Week

Bullying is rude

Bullying Stop Bullying

not add some joy to someone's day not

Hold the door open for all of friends.

I held the door open while going to assembly so everyone got to assembly.

Cheer up a friend that is upset.

We cheered up Bella when she was upset. We wrote a compliment.

Smile and say 'thank you' to someone.

I said thank you and smiled at Zayn when he handed my pencil off the floor.



Malala Class (Year 4) explored different ways we can show kindness to each other.

They also made posters to explain why someone should stop bullying.

In class, they created freeze frames from scenarios where bullying had taken place, and what an ideal solution would be.

The children were given target boards and post-it notes to place themselves on their chart of how kind they felt they were.

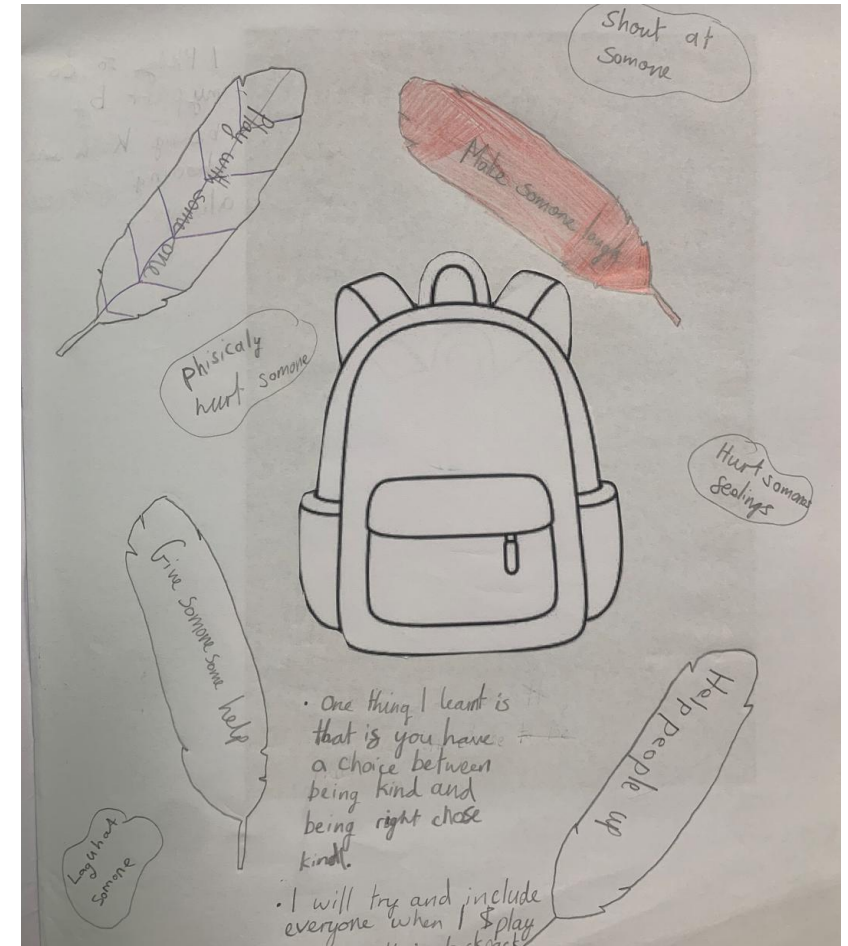
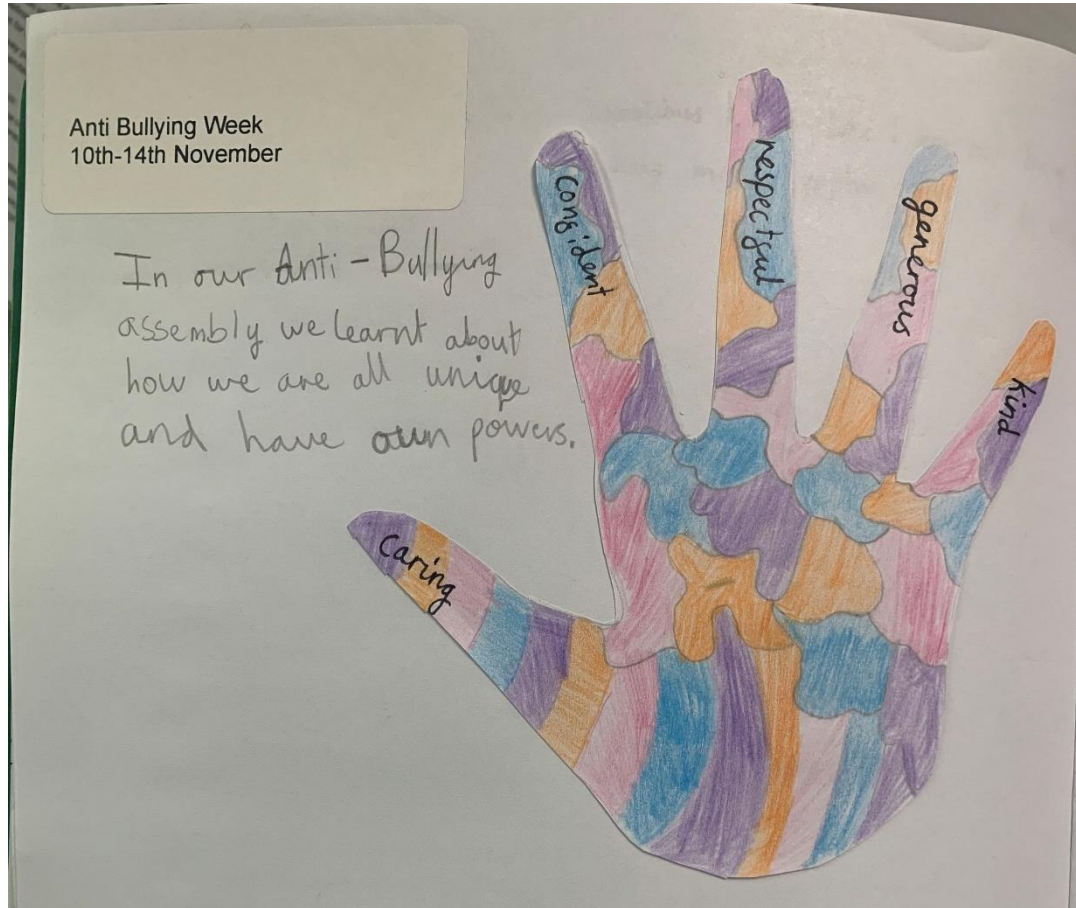
Belle said, *"It is important to stand up for others and look after them if you see someone being unkind. We can all use our Power for Good."*

Aren said, *"One way that you can look after others is to hold the door open for your friends and adults, as this shows kindness and respect."*

Shakespeare Class (Year 5) explored their own five superpowers that make them unique.

George said, *"Everyone is unique and has their own powers, the most important ones are linked to values, such as kindness, caring, respect and honesty because they can help you use your Power for Good. We should all be proud to be ourselves!"*

They also explored their choices of actions and how their actions impact others.



Turing Class (Year 6) looked at smart ways to stay safe online including not sharing information, never meeting up with people they do not know in real life and never sharing passwords.

They explored the concept of the importance of speaking out if something makes you feel uncomfortable and reflected on how their use of technology could further improve to ensure they were being SMART.

Amelie said, *"You must remember to protect yourself and others when using technology, as not everyone is who they say they are."*



S M A R T

S Stay Safe Don't meet up Accepting files Reliable Tell Someone

How To Stay Safe Online:

Autumn 2
Antibullying Week

1. Don't share your personal information.
2. Only talk to people that you know.
3. Never meet up with people you have only met online.
4. Only accept friend requests from people you know personally.
5. Always think carefully about what you post.
6. Make use of the privacy settings on all of your accounts.
7. Report inappropriate content immediately.
8. Remember that not everyone online is who they say they are.
9. Only share images that you'd be comfortable with your friends and family seeing.
10. Never share your passwords.

